COMM H S DIST 99 - SOUTH HIGH SCH

1436 NORFOLK ST DOWNERS GROVE, IL 60516 2632 (630) 795-8500

Grades: 9-12
District: CHSD 99

Principal: Mr.Edward Schwartz
Superintendent: Dr.Henry Thiele

FAST FACTS

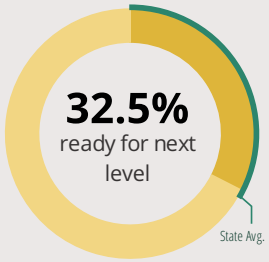

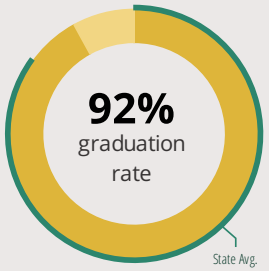

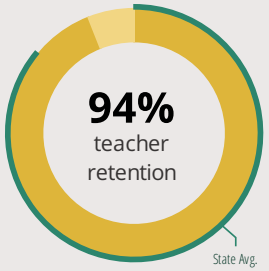

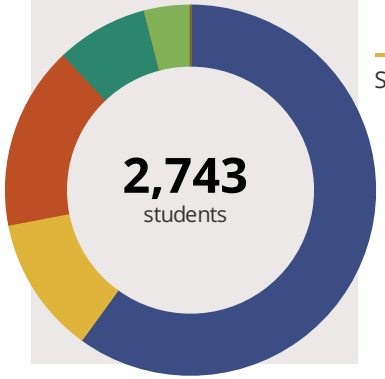

Academic Success

All Illinois students in grades 3-8 take the PARCC assessment each year. High school students take the PARCC in specific Math or English Language Arts (ELA) courses.

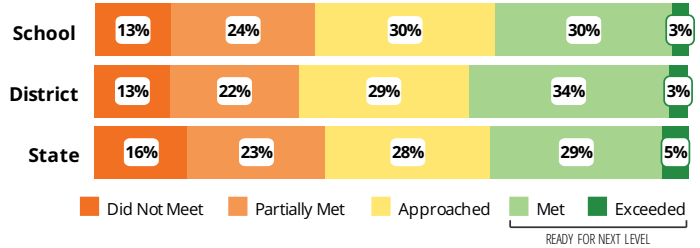

Success by Student Group

This display shows PARCC performance levels for each student group. No data is shown for groups with fewer than 10 students.

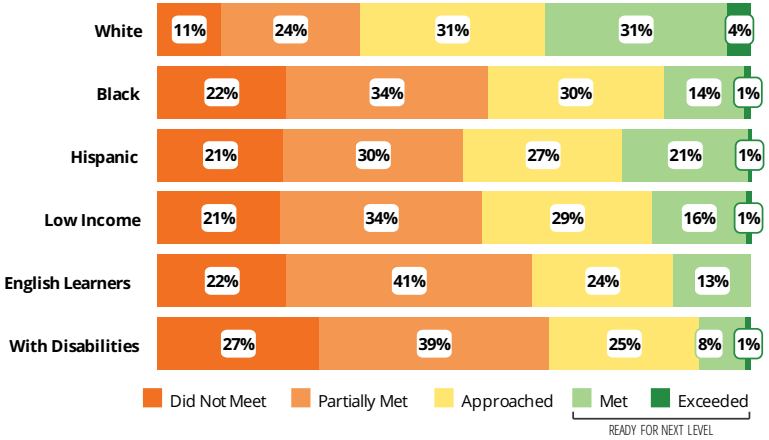

Student Characteristics

White	60%
Black	12%
Hispanic	16%
Asian	8%
American Indian	0%
Two or More Races	4%
Pacific Islander	0%
Low Income	22%
English Learners	4%
With Disabilities	14%
Homeless	1%

School Environment

The **5Essentials Survey** allows students in grades 6-12 and all teachers to share their perspectives on essential conditions for learning. The anonymous survey consists of 5 components.

- Most implementation
- More implementation
- Average implementation
- Less implementation
- Least implementation
- Not Applicable/Low Response

Response Rates	
Students	-
Teachers	-

- **Effective Leaders**
  Do principals and teachers implement a shared vision for success?
- **Collaborative Teachers**
  Do teachers collaborate to promote professional growth?
- **Ambitious Instruction**
  Are the classes challenging and engaging?
- **Supportive Environment**
  Is the school safe, demanding, and supportive?
- **Involved Families**
  Does the entire staff build strong external relationships?

College Readiness

Ready for College Coursework
Students who meet or exceed ACT college readiness benchmarks

Postsecondary Enrollment
Students who enroll at colleges and universities

Postsecondary Remediation *(lower is better)*
Students enrolled in Illinois community colleges who require remedial coursework

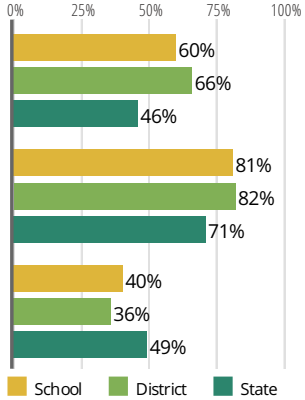

COMM H S DIST 99 - SOUTH HIGH SCH

School Highlights

Academic Courses
200+ distinct courses offered through 10 departments. Courses include 27 Advanced Placement courses, including English, Math (Statistics, Calculus AB, Calculus BC), Science (Biology, Chemistry, Physics), Social Studies and foreign language. Targeted intervention and reading support system.

Career Development Courses and Programs
Variety of courses prepare students for college and careers, including architect, interior designer, accountant, early child care, education, chef, programming engineer, web developer, small business owner and sales/marketing associates. Technology and business partnerships support the program.

Physical Education, Heath and Wellness
Comprehensive program focuses on intellectual and physical development for total wellness and to promote a lifetime of health. Courses include team sports, lifeguard training, dance fitness, early bird fitness, individual, partner and team sports, stress management, nutrition and wellness.

Athletics
High level of participation. Offer badminton, baseball, basketball*, bowling, cheerleading, cross country*, dance, football, golf*, gymnastics*, lacrosse*, soccer*, softball, swimming and diving*, tennis*, track*, volleyball* and wrestling programs. (*Sports with both boy and girl teams.)

Other Programs and Activities
Variety of 50+ competitive and enrichment clubs and activities available, including: math team, foreign language clubs, newspaper, yearbook, speech, dance, chess, broadcasting, culture, environment, philanthropic/service, business, character focused, student council, drama, fitness, art and more.

School Personnel Resources
Bilingual Education Teacher, Department Chair, English as a Second Language Teacher, General Administrator or General Supervi, Librarian/Media Specialist, Paraprofessional, Reading Teacher, School Guidance Counselor, School Nurse, School Psychologist, School Social Worker, Special Education Teacher, Speech Language Pathologist-non teaching, Student Dean, Technology Specialist, Vocational Coordinator

School Awards
120 Illinois State Scholars, 3 students U.S. Presidential Scholars Program Candidates. 5 National Merit Scholarship Finalists, 5 National Merit Scholarship Semifinalists, 8 National Merit Scholarship Commended Students. Silver medal - U.S. News and World Report. "Best High Schools" - Newsweek.

Facilities

FOR MORE INFORMATION

Visit IllinoisReportCard.com to see additional details about each item of information for this school. There you will find charts spanning multiple years, detailed explanations, resources, more of the school's programs and activities, and powerful tools that let you dig deeper into data.

Most of this data has been collected by ISBE from school districts through data systems. Some information, such as the School Highlights, is entered directly by principals and can be updated throughout the year.

District Finance

Instructional Spending per Pupil includes only the activities directly dealing with the teaching of students or the interaction between teachers and students.

	2013	2014	2015
District	$10,274	$10,522	**$11,157**
State	$7,094	$7,419	**$7,712**

Operational Spending per Pupil includes all costs for overall operations in this school's district, including Instructional Spending, but excluding summer school, adult education, capital expenditures, and long-term debt payments.

	2013	2014	2015
District	$16,172	$16,314	**$16,871**
State	$12,045	$12,521	**$12,821**

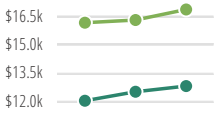

Educator Measures

This school has had **2 principal(s)** over the past 6 years. In the last three years, an average of **94% of teachers** return to this school each year.

Student Attendance and Mobility

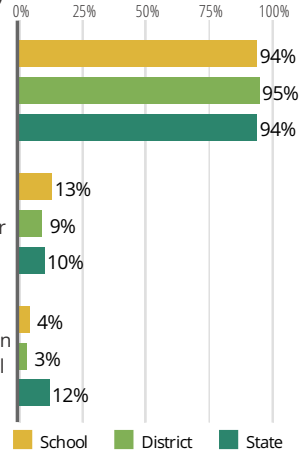

Attendance Rate
Rate at which students are present at school, not including excused or unexcused absences

Chronic Truancy Rate
Percentage of students who have been absent without valid reasons for 5% or more of regular school days

Student Mobility
Percentage of students who transfer in or out of the school during the school year, not including graduates